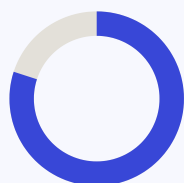


Results report

Adaptive Excel 365 Assessment Test



1. Result



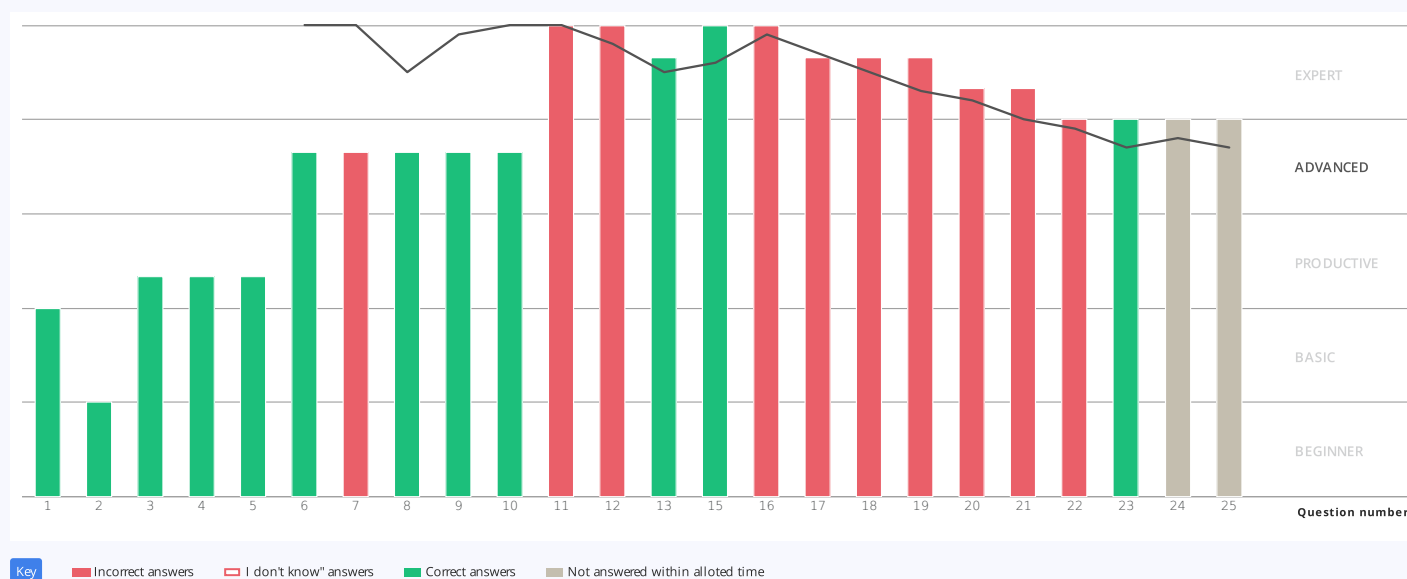
Skill Level: Advanced - 4/5

The candidate has demonstrated an advanced level of proficiency in Excel 365, with a score of 4 out of 5. They are able to use various functions such as IF & AND, VLOOKUP, and DSUM. The candidate can manipulate data effectively using tools like Goal Seek and Data validation. They understand methods for formatting and manipulating data, including the use of Quick Analysis tool and array formulas. However, they may need to improve their skills in more advanced tasks such as using array formulas and performing time calculation functions.

2. Analysis

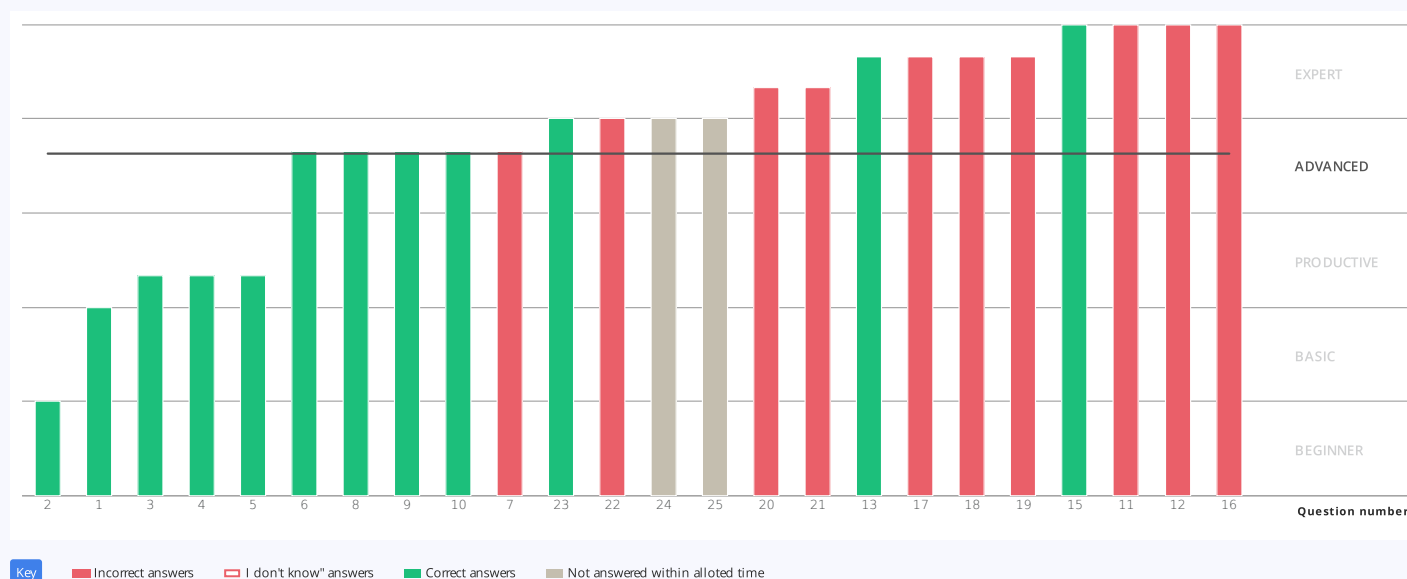
Progressive estimate of candidate level

This chart shows how the system adapted the difficulty level of the questions to candidate responses as the test progressed. The grey line shows the candidate's estimated skill level before each question.



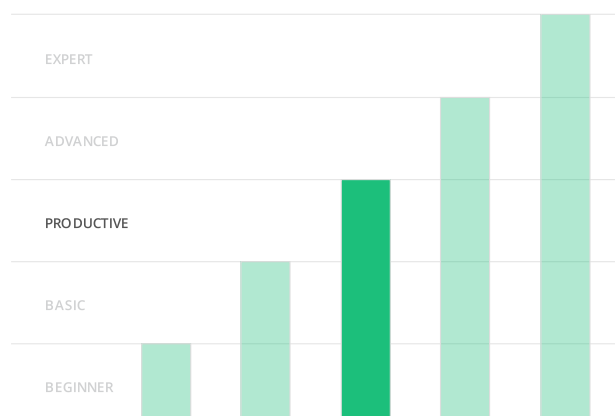
Questions ordered by difficulty level

This chart shows the questions the candidate was asked, by level of difficulty.



3. Domains

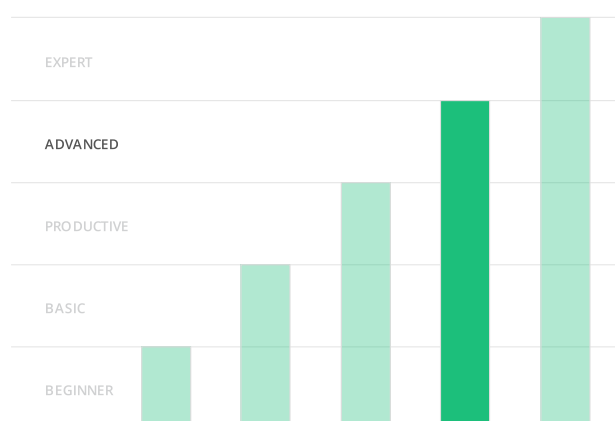
Environment and Methods



AI generated skills analysis Beta

This domain covers the Excel software environment, including window elements, ribbon customization, Quick Access Toolbar, etc. It also includes questions related to saving and printing documents in Excel, the workbook layout, and the protection of documents. The candidate's skill level is 3/5 which implies a productive level of proficiency. The candidate is able to recognize a SmartArt and copy a worksheet but does not seem to understand how to define a background image or use Flash fill tool.

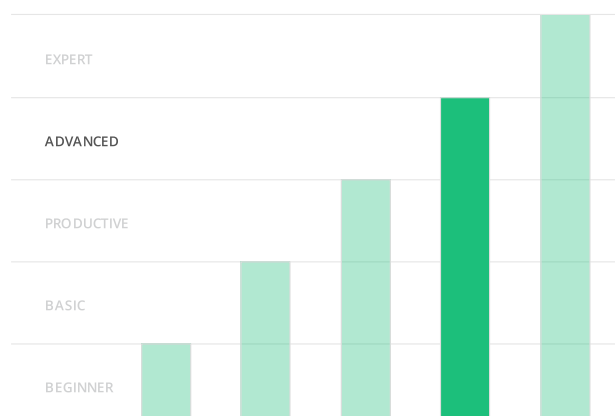
Functions



AI generated skills analysis Beta

Questions in this domain cover formulas and functions ranging from simple formulas like computing a sum to complex ones like database functions (e.g., VLOOKUP). The candidate's skill level is 4/5 indicating an advanced proficiency. The candidate understands how to use functions IF & AND as well as VLOOKUP function but does not seem to know how to use time calculation functions or DAYS function.

Formatting

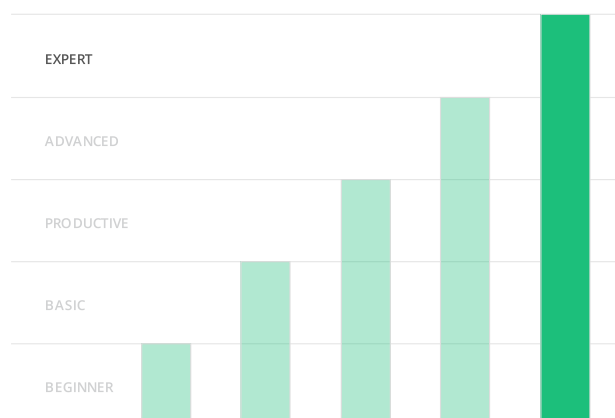


AI generated skills analysis Beta

Formatting: Questions in this domain cover cell formatting, advanced number formatting, and conditional formatting. Advanced level questions also focus on data formatting. The candidate's skill level is 4/5 which implies an advanced understanding of the domain. The candidate is able to recognize a SmartArt and chart/radar chart, but struggles with defining a background image and adding totals in a structured table. The candidate does not seem to understand search and replace Formatting or display the name of the day of a date with custom format.

3. Domains

Data Manipulation



AI generated skills analysis Beta

Data manipulation: This domain includes questions on basic cell formatting, conditional formatting, dates, advanced numeric formats, charts, and pivot tables. The candidate's skill level is 5/5 indicating expertise in the domain. The candidate understands using Goal Seek tool and Chart/Radar chart but can't use DSUM function or add totals in a structured table effectively.

4. Questions by subject

Number	I.D.	Question	Time spent	Correct
1	XL19EN0022	Recognizing a SmartArt	59s	✓
2	XL19EN0111	Adding a simple formula	44s	✓
3	XL19EN0036	Using Goal Seek tool	50s	✓
4	XL19EN0546	Adding text to a graph In-app	3:35	✓
5	XL19EN0114	Copying a worksheet	1:28	✓
6	XL19EN0047	Using DSUM function	4:09	✓
7	XL19EN0153	Choosing the Page Layout	28s	✗
8	XL19EN0539	Using Data validation tool In-app	2:53	✓
9	XL19EN0002	Using functions IF & AND	1:08	✓
10	XL19EN0066	Chart / Radar chart	32s	✓
11	XL19EN0450	Knowing the utility of Flash fill tool	1:29	✗
12	XL19EN0443	Using advanced filter In-app	4:05	✗
13	XL19EN0447	Using ARABIC() function	46s	✓
14	XL19EN0560	Finding the largest number without formula In-app	3:08	✗
15	XL19EN0446	Knowing the usefulness of the "Quick Analysis" tool	1:18	✓
16	XL19EN0536	Using a Paste Special: Multiplication In-app	3:09	✗
17	XL19EN0067	Using the time calculation functions	37s	✗
18	XL19EN0060	Adding totals in a structured table	1:37	✗
19	XL19EN0131	Using an array formula	2:18	✗
20	XL19EN0387	Search and replace Formatting In-app	2:06	✗
21	XL19EN0016	Changing a range name	27s	✗
22	XL19EN0042	Defining a background image	45s	✗
23	XL19EN0025	Using VLOOKUP function	1:00	✓
24	XL19EN0555	Display the name of the day of a date with a custom format In-app		✗
25	XL19EN0448	Using DAYS function		✗

5. Ranking

The candidate is among the 33% who have obtained the Advanced level.

